




Center *for* Public Policy Priorities



# **Texas Highlights: New Census Health Insurance Coverage Data for 2011**

September 12, 2012

# Fast Facts: Texans & Health Insurance, 2011

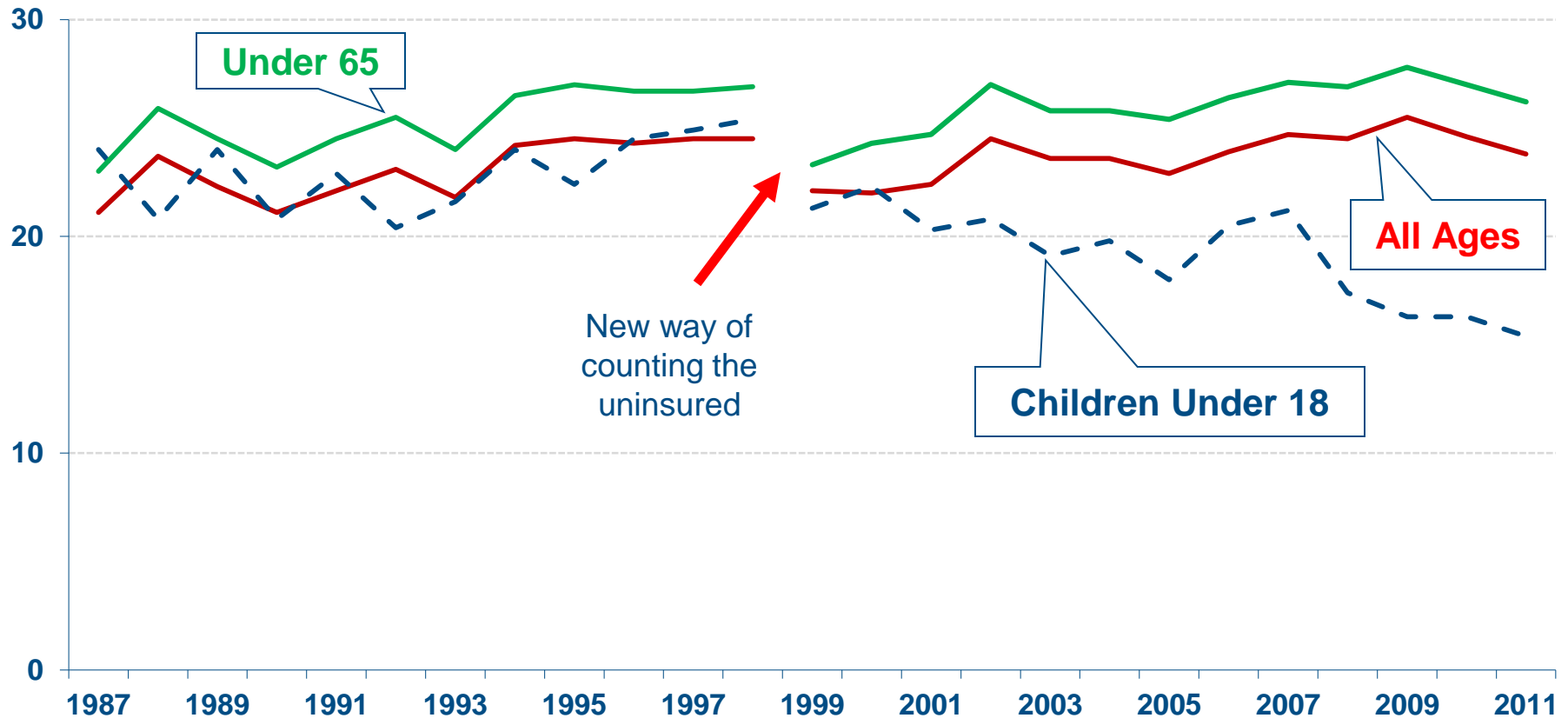
- 6.1 million uninsured Texans, 23.8% of all ages
  - *Slight improvement over 2010 (6.2 million, 24.6%)*
  - *Still worst rate in the nation by several percentage points*
- Children's coverage is stable at 1.2 million uninsured under age 19; 16.3% of all kids.
  - *Texas now NEXT-to-worst uninsured rate for kids, after Nevada.*
  - *More than half of these uninsured children are US citizens or legal residents who could be enrolled in Medicaid or CHIP, but are not.*
- Texans remain less likely to get job-based health coverage than Americans on average; 50.6% of Texans were insured thru their own job, or their spouse or parent's, compared to 55.1% for the US.

## Fast Facts 2: Texans & Health Insurance, 2011

- Working-age adults (19-64) in Texas are nearly twice as likely to be uninsured as children.
  - These adults have higher rates of job-based coverage than kids, but do not have access to free or low-cost public insurance through Medicaid and CHIP.
- Affordable Care Act (ACA) reform impact in the new numbers:
  - Uninsured rate for Texans aged 19-25 dropped 3.4 percentage points, compared to no improvement for ages 26-64.
  - Stability protections for children's health care in Medicaid and CHIP kept public coverage of kids stable, but private coverage of Texas children continued to decline.
- Texas experts estimate that even moderate enrollment growth in private and public health coverage under the ACA in 2014 would cut Texas' uninsured number and rate by half. See [cppp.org/research.php?aid=1231](http://cppp.org/research.php?aid=1231)

# Texas Uninsured Rates, 1987-2011: Only Children Saw Improvements

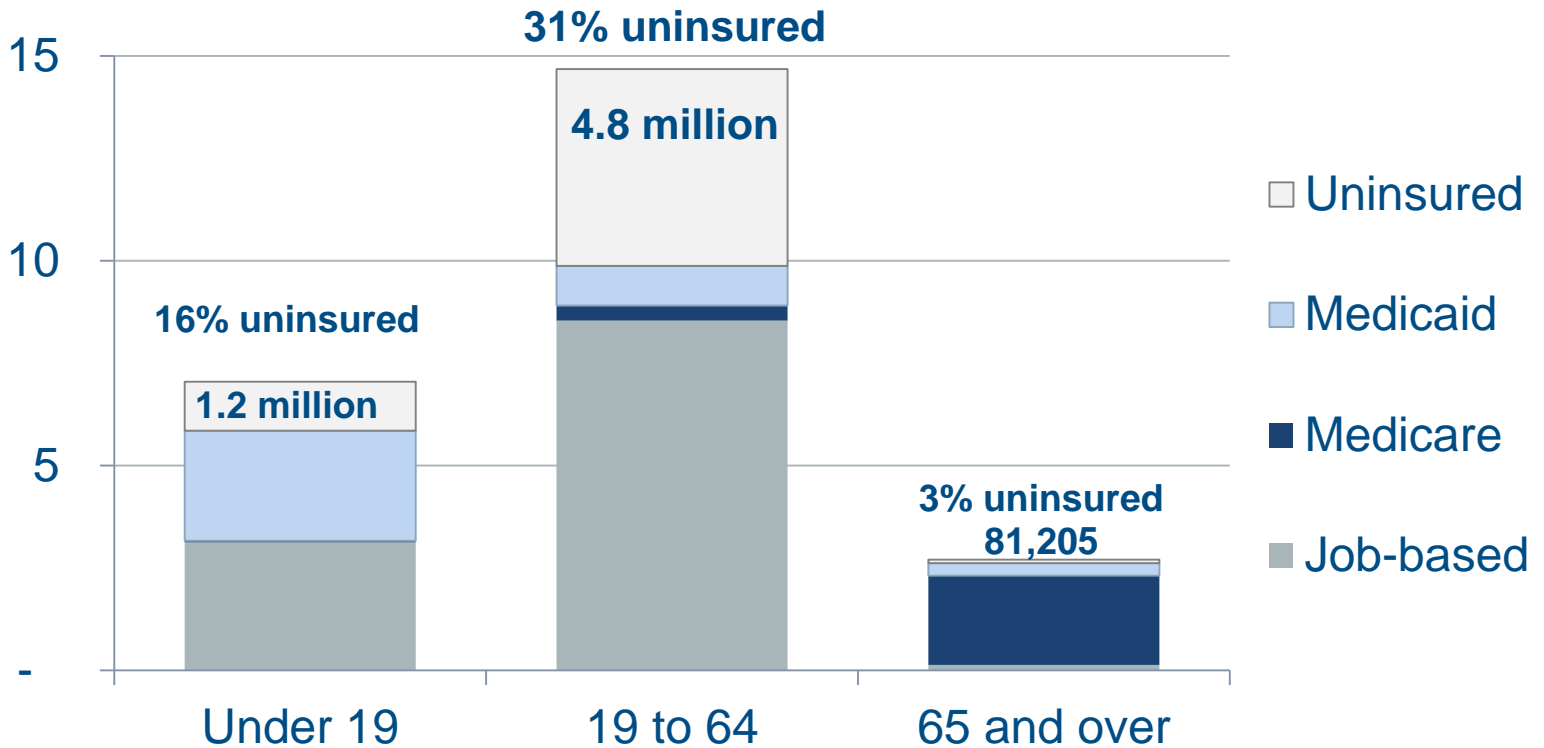
Percent Uninsured



Source: CPPP Analysis of U.S. Census Bureau, CPS. 1999 and on reflect revised methodology.

[www.census.gov/hhes/www/hlthins/data/historical/HIB\\_tables.html](http://www.census.gov/hhes/www/hlthins/data/historical/HIB_tables.html) , [www.census.gov/hhes/www/hlthins/data/historical/original.html](http://www.census.gov/hhes/www/hlthins/data/historical/original.html)

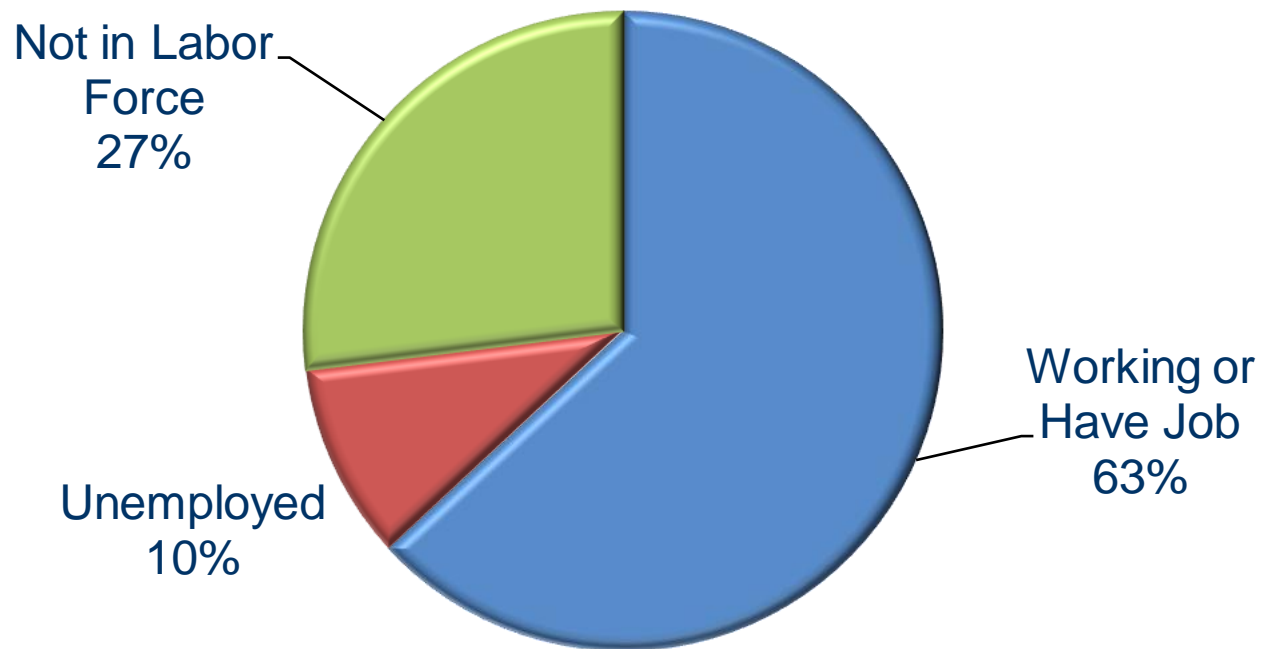
# Working-Age Texans Almost Twice as Likely as Children to be Uninsured



Source: CPPP Analysis of 2012 CPS Annual Social & Economic Supplement  
[www.census.gov/cps/data/cpstablecreator.html](http://www.census.gov/cps/data/cpstablecreator.html)

# Most Uninsured Working-Age Texans Have a Job or Are Seeking One

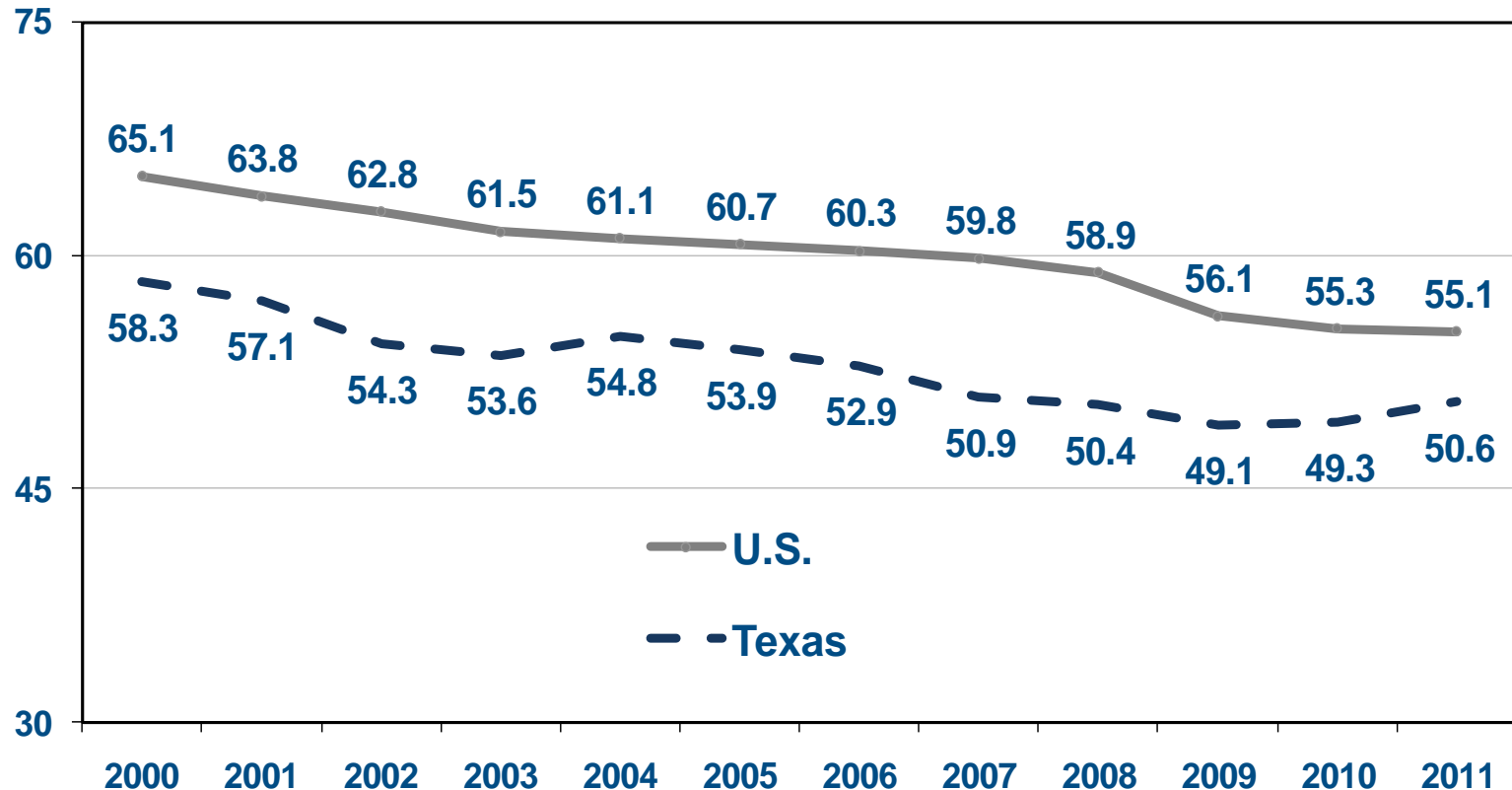
**Aged 19 to 64 and Uninsured by Labor Force Status,  
2010-11 Average**



Source: CPPP Analysis of 2011 and 2012 CPS Annual Social & Economic Supplement  
[www.census.gov/cps/data/cpstablescreator.html](http://www.census.gov/cps/data/cpstablescreator.html)

# Job-Based Coverage Was Declining in Texas and Nationwide, Even Before Recession

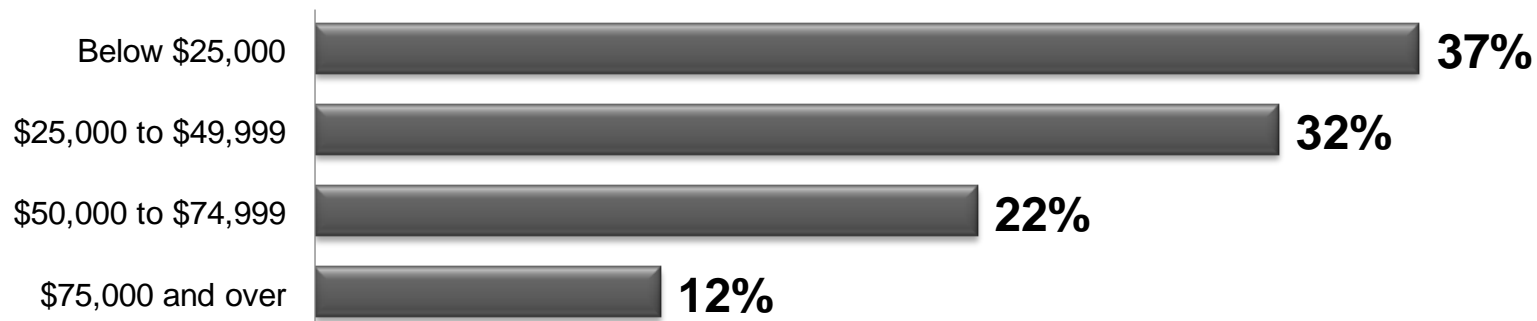
% of Texans With  
Job-Based  
Insurance



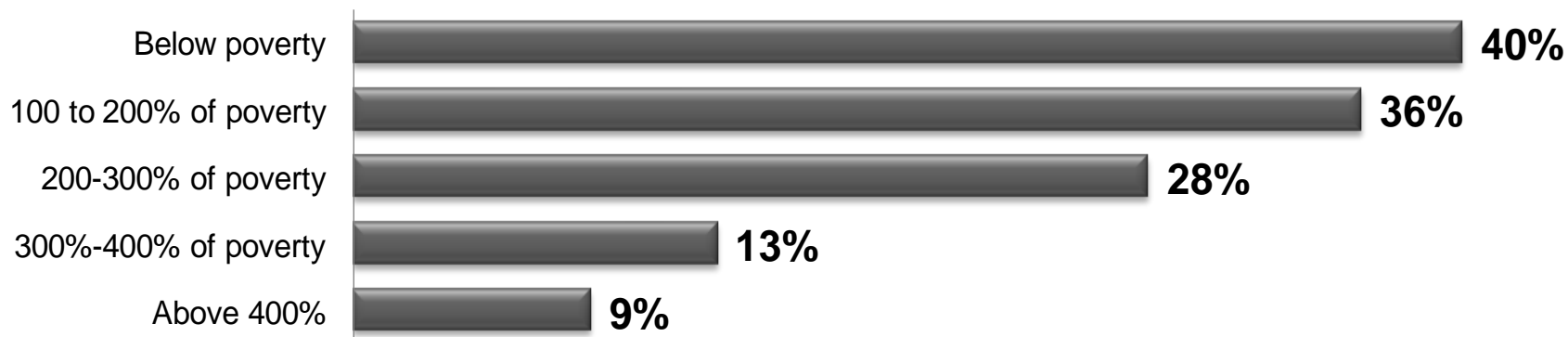
Source: U.S Census Bureau, CPS Annual Social and Economic Supplement, Historical Table H1B-4  
[www.census.gov/hhes/www/hlthins/data/historical/H1B\\_tables.html](http://www.census.gov/hhes/www/hlthins/data/historical/H1B_tables.html)

# Texas Uninsured Rates Strongly Linked to Income

## Uninsured by Household Income and Poverty Level, 2011



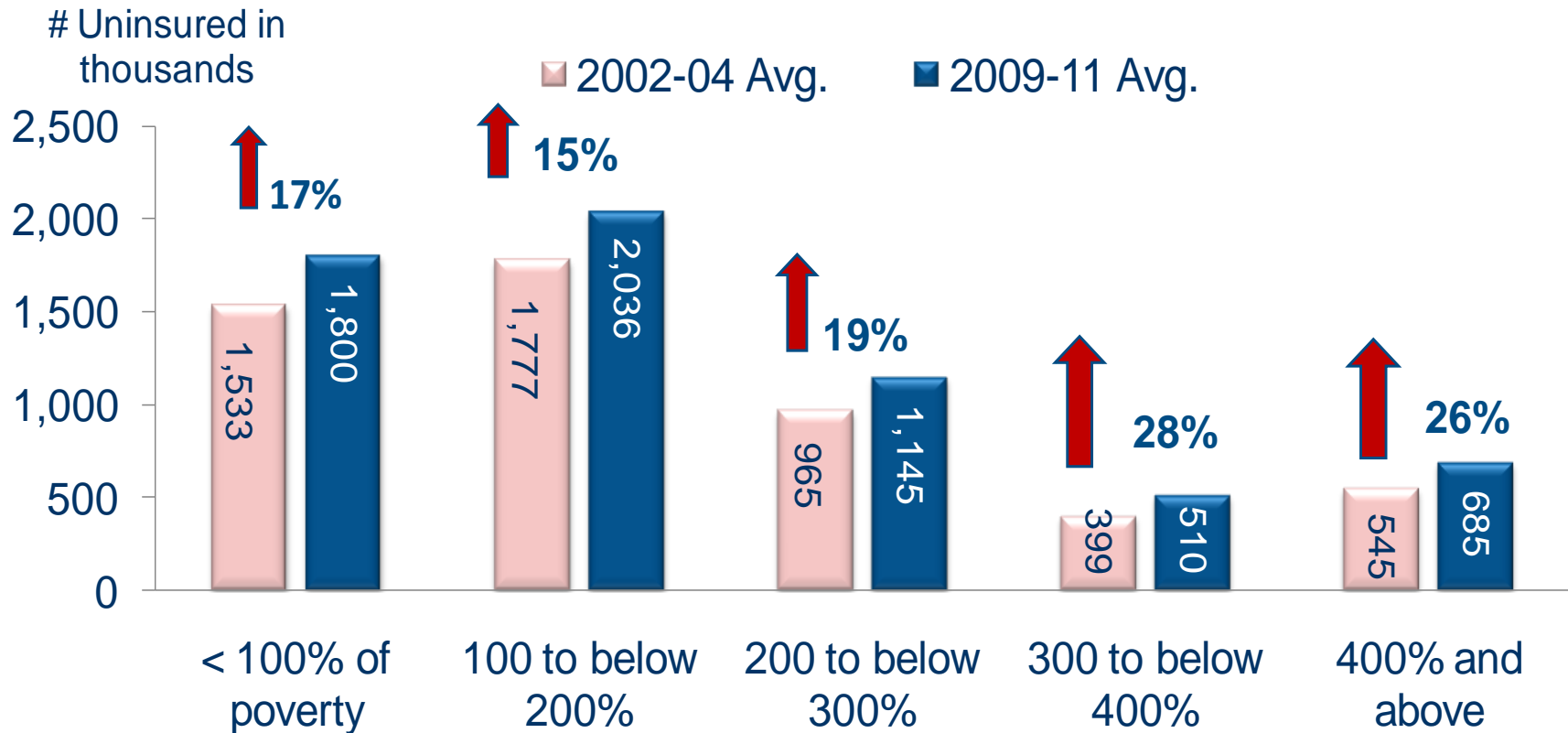
***Texas overall uninsured rate: 23.8%***





# Every income group saw increase in uninsured

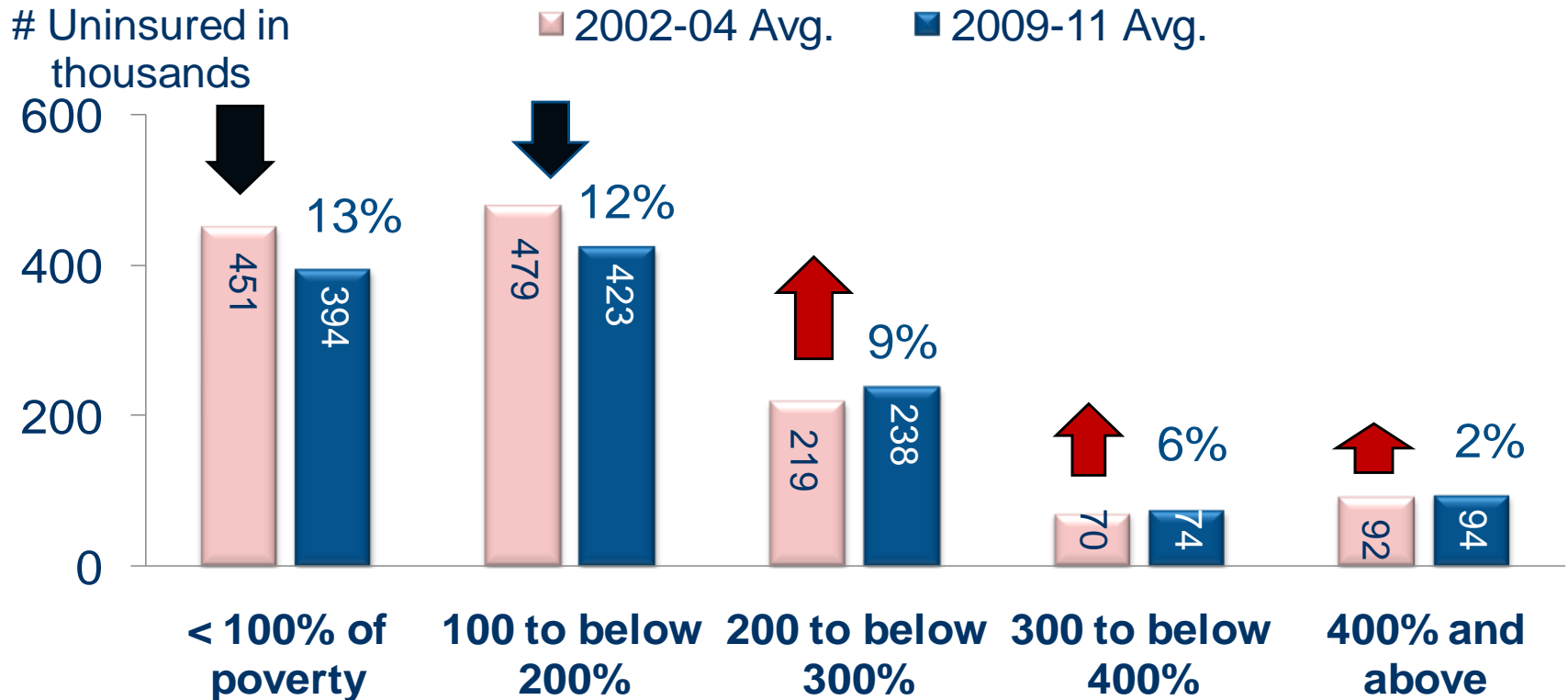
But largest % increases were among middle- and upper-income Texans



Source: CPPP analysis of 3-year average data, all people in poverty universe, Current Population Survey, U.S. Census Bureau  
[www.census.gov/cps/data/cpstablecreator.html](http://www.census.gov/cps/data/cpstablecreator.html)

# Uninsured Texas Children

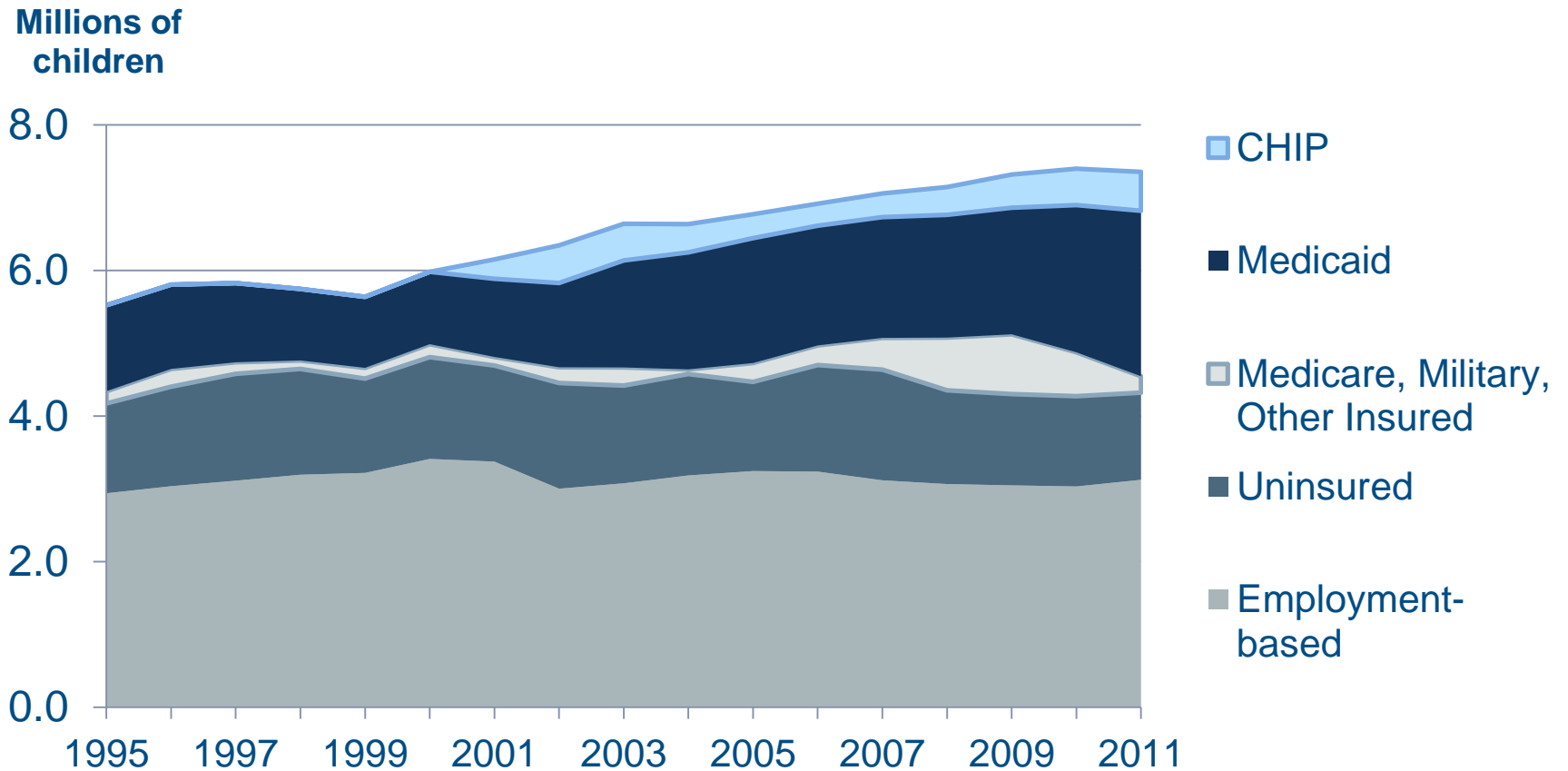
Uninsured rates increase for higher-income kids;  
Lower-income children GAIN coverage thru access to Medicaid & CHIP



Source: CPPP analysis of 3-year average data, all people in poverty universe: ages 0-18, Current Population Survey, U.S. Census Bureau, [www.census.gov/cps/data/cpstablecreator.html](http://www.census.gov/cps/data/cpstablecreator.html)

# Insurance Status of Texas Children:

Increases in Medicaid & CHIP Enrollment have reduced Children's Uninsured Rate



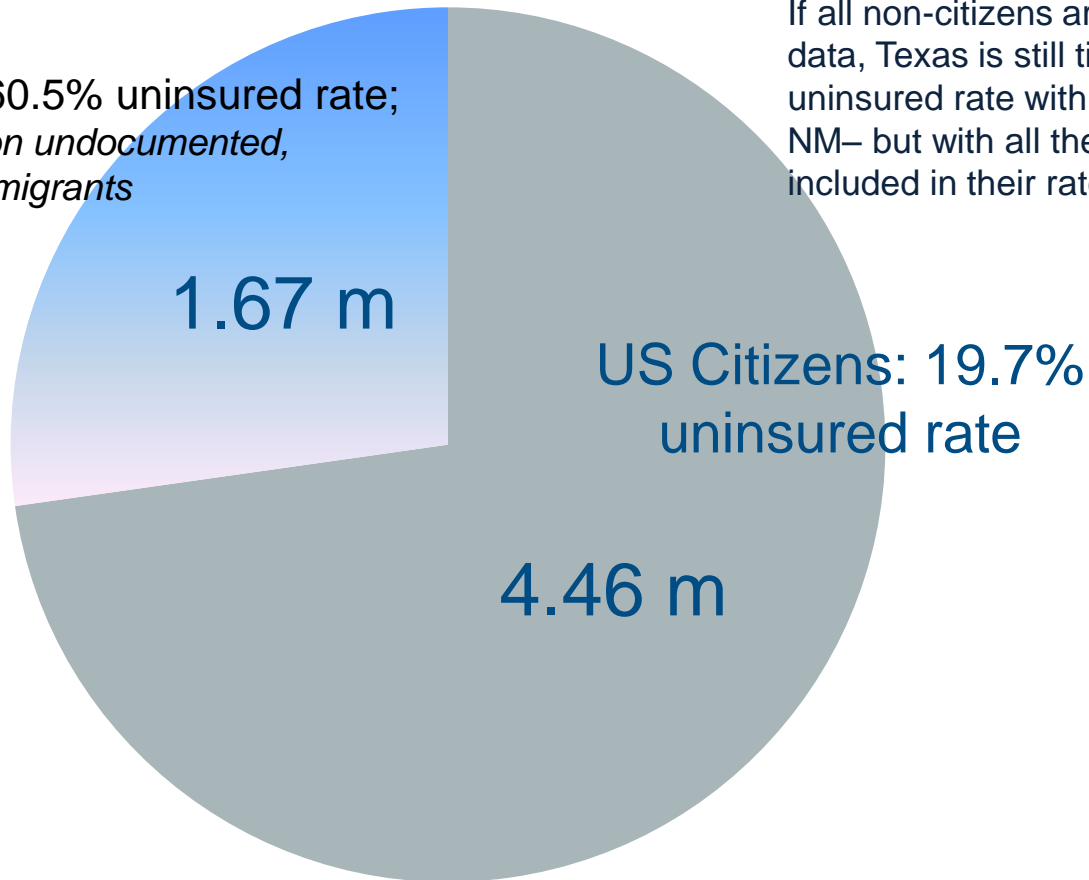
Sources: CPPP Analysis of CPS Annual Social & Econ. Supplement, Historical Tables and [www.census.gov/cps/data/cpstablecreator.html](http://www.census.gov/cps/data/cpstablecreator.html) ; Texas Health and Human Services Commission, Medicaid and CHIP data.

# Most Uninsured Texans are U.S. Citizens

Total: 6.1 million uninsured Texans in 2011

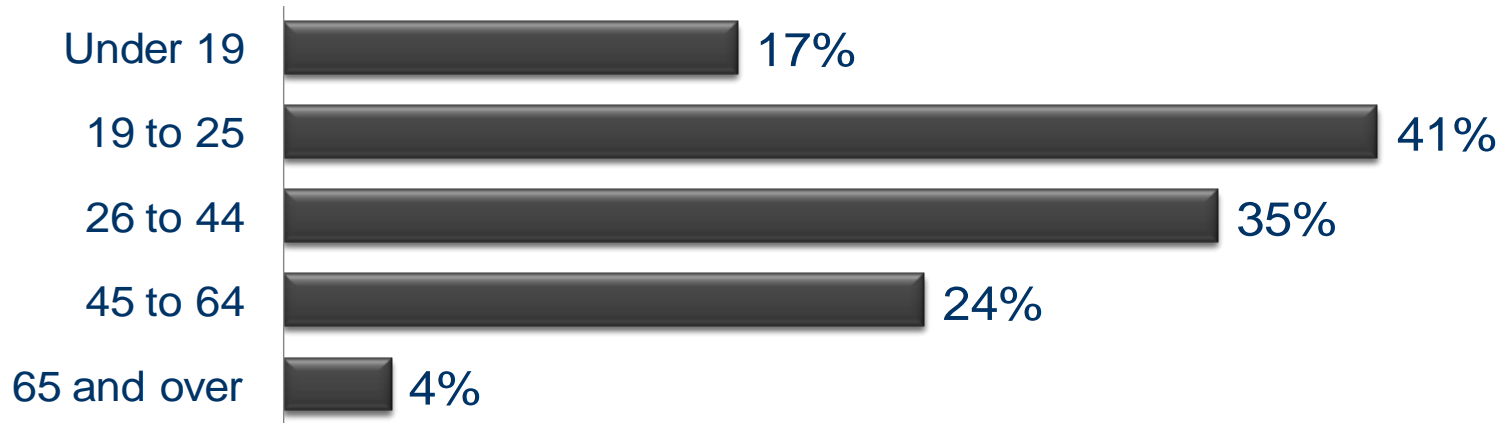
**Immigrants NOT the cause of Texas' last-place ranking:**  
If all non-citizens are removed from data, Texas is still tied for worst uninsured rate with CA, FL, LA and NM— but with all the immigrants still included in their rates!

Non-Citizens: 60.5% uninsured rate;  
*Approx. 1.1 million undocumented,  
570,000 legal immigrants*

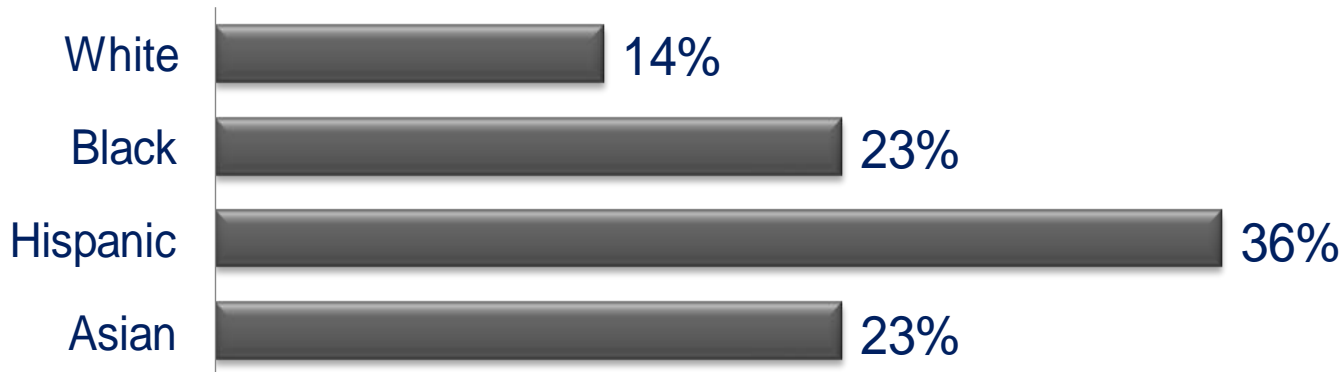


Sources: CPPP Analysis of 2011 and 2012 CPS Annual Social & Econ. Supplement, two-year average for 2010-11, [www.census.gov/cps/data/cpstablecreator.html](http://www.census.gov/cps/data/cpstablecreator.html); Pew Hispanic Center, Feb. 1, 2011 **Unauthorized Immigrant Population: National and State Trends, 2010**

# Texas Uninsured Rates by Age and Ethnicity, 2010-11



**Texas average: 23.8%**



# Use of This Presentation

The Center for Public Policy Priorities encourages you to reproduce and distribute these slides, which were developed for use in making public presentations. If you reproduce these slides, please give appropriate credit to CPPP.

The data presented here may become outdated.  
**For the most recent information or to sign up for  
our free E-Mail Updates, visit [www.cppp.org](http://www.cppp.org).**

**Center for Public Policy Priorities  
7020 Easy Wind Drive, Suite 200  
Austin, TX 78757  
P 512/320-0222 F 512/320-0227**